

MOS-AK FOSS Compact Modeling Perspective

Technology - Devices - IC Design

Wlodek Grabinski

MOS-AK Association (EU)

www.mos-ak.org


FOSS TCAD/EDA tools for semiconductor device modeling

Technology - Devices - IC Design

Outline

- Moore's Law
- Numerical TCAD Device Simulations
- Schematic Entry and Circuit Simulation
 - Qucs
 - ngspice
 - Xyce
 - GnuCap
- Device Level Parameter Extraction
- Standardized Data Exchange Format For Device Modeling
- 2019 MOS-AK Compact/SPICE Modeling Events

Moore's Law



The first working monolithic devices (IC) presented by Fairchild Semiconductor on May 26, 1960




The Raspberry Pi Zero is half the size of a ModelA+, with twice the utility. A tiny Raspberry Pi that's affordable enough for any project!
(\$5 or even free as early 2016)
<www.raspberrypi.org/products/pi-zero>

Five Powerful Lab Instruments

Open Hardware Board

On-board is a complete arsenal of electronic engineering instruments: **only \$29**

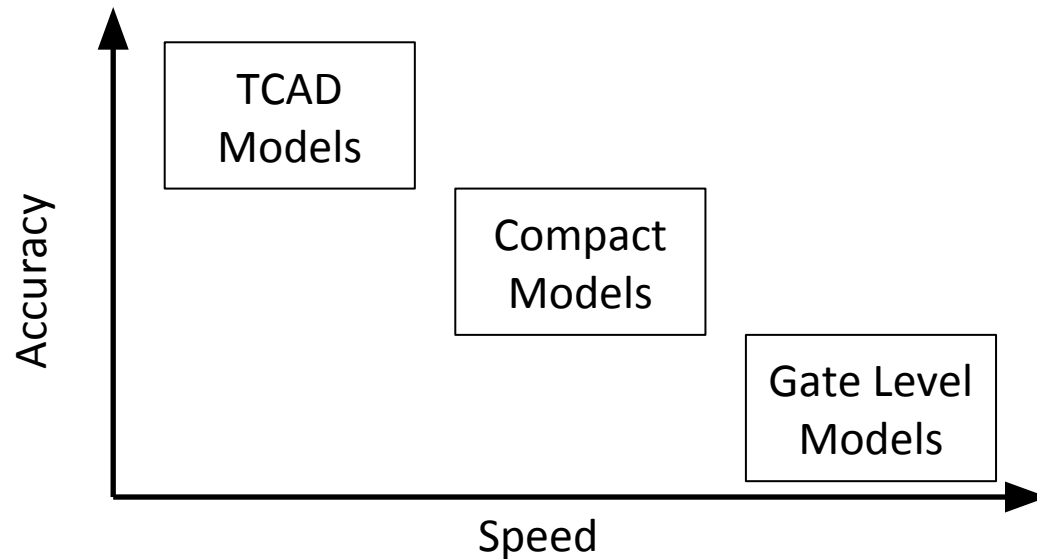


- A. Power Supply (4.5 to 15V, 1.5W max)
- B. Digital Output
- C. Function Generator (2 channel, 1MSPS)
- D. Oscilloscope/Multimeter (2 channel, 750kSPS)
- E. Logic Analyzer (2 channel, 3MSPS)

<https://espotek.com/labrador/product/espotek-labrador-board/>

Compact/SPICE Modeling

- A model of semiconductor device charges, currents and voltages
- Built from physically-motivated equations
- Intended for use in an analog circuit simulator



FOSS Modeling/Simulation Flow




- Cogenda TCAD
- DevSim TCAD
- *Other EM Simulators*

- Spice/Verilog-A Simulators
- Paragon
- Tiburon RTE
- ADMS
- i-MOS
- MAPP
- *parameterization*
- *other*

- Ngspice
- Qucs
- Xyce
- GnuCap
- *other*

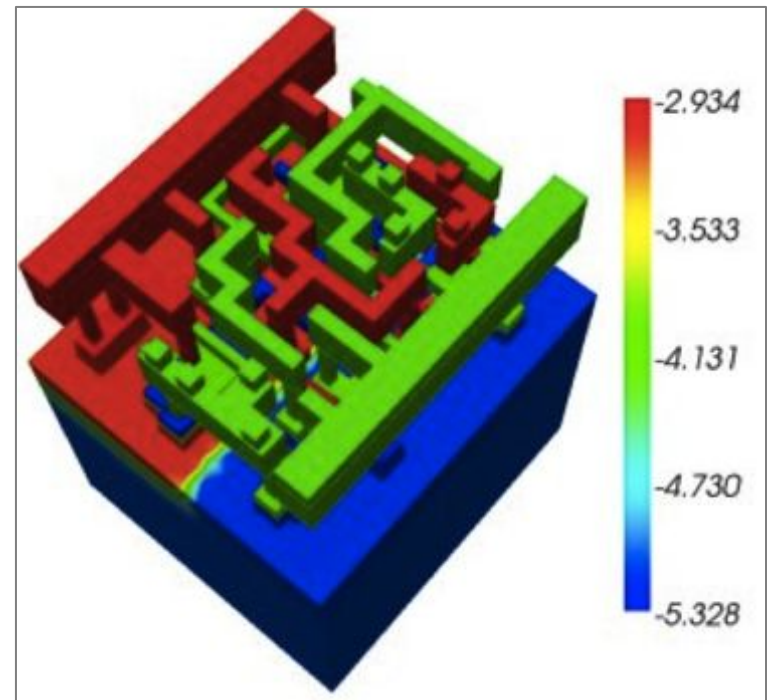
Process TCAD Simulation

- DevSim TCAD



2D MOSFET simulation

- Cogenda TCAD



3D SRAM Cell

Free Computational Electromagnetic (EM) Modeling Tools

The software in this list is either free or available at a nominal charge and can be downloaded over the internet. Some of the codes require the user to register with the distributor's web site. If you are familiar with other free EM modeling software that should be added to this list, please send the name of the software, a hypertext link, and a brief description to CVEL-L@clemson.edu.

ASAP - Antenna Scatterers Analysis Program

AtaiTec Free 2D Field Solver

ATLC - Arbitrary Transmission Line Calculator

ATLC2 - Arbitrary Transmission Line Calculator 2

emAnalyze

EMAP

EMCoS Antenna VLab SV

EM Explorer

emGine Environment

ERMES

FastCap and FastHenry

FEKO LITE

FEMM - Finite Element Method Magnetics

gprMax

MagNet (Infolytica)

MMANA-GAL (basic version)

MEEP

MMTL

Multiple Multipole (MMP) Algorithms

NEC2

newFasant (student version)

openEMS

pdnMesh

Puma-EM

Qsci

Radia

SATE Static Field Analysis Toolkit (Educational)

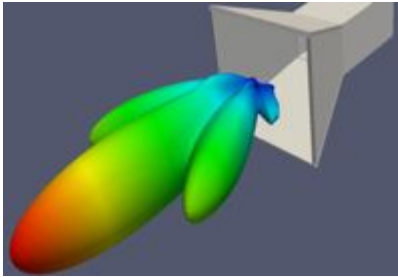
Students' QuickField

Sonnet Lite

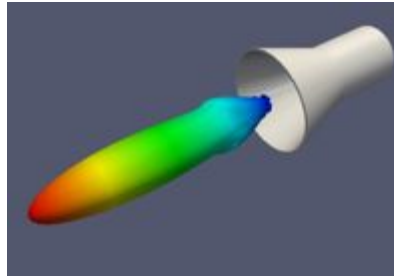
Trace Analyzer

openEMS: FOSS Electromagnetic Field Solver

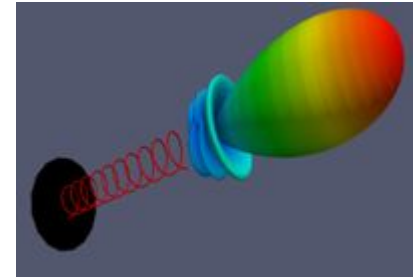
<http://openems.de>



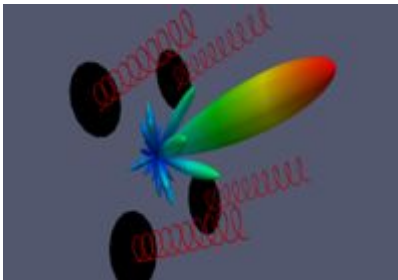
Horn antenna



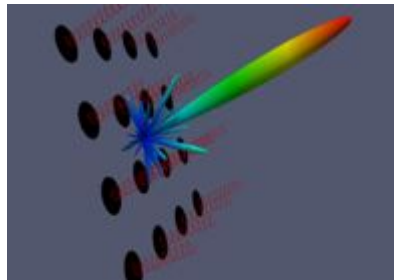
Conical horn antenna



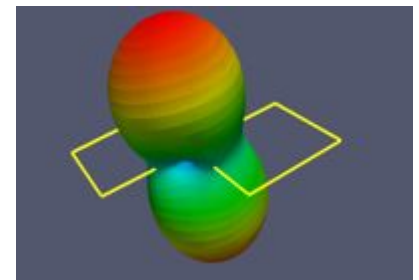
Helix antenna



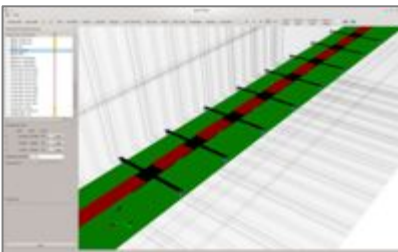
Helix antenna array



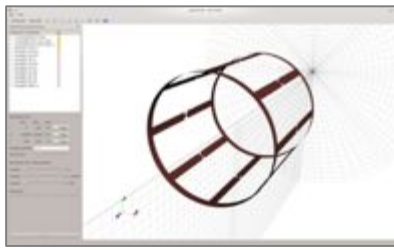
Large helix antenna array



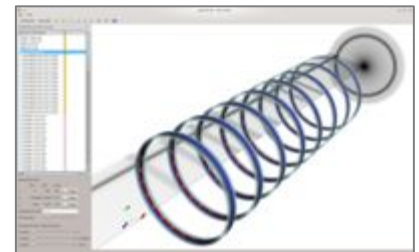
Biquad antenna



CRLH antenna



MRI birdcage model



MRI ring antennas

QUCS: HiCUM Schematic

QUCS 0.0.11 - Project: wg

File Edit Positioning Insert Project Tools Simulation View Help

charac.sch

nonlinear components

Diode npn transistor

pnP transistor npn transistor

pnP transistor n-JFET p-JFET

n-MOSFET p-MOSFET

depletion n-MOSFET MOSFET

p-MOSFET depletion MOSFET

OpAmp npn HiCUM L2 v2.1

pnP HiCUM L2 v2.1 FBH HBT

Vce1
U=Vce

Ic1

Ib1

T1
.Type=npn
.rth=100

Vbe1
U=Vbe

DC1

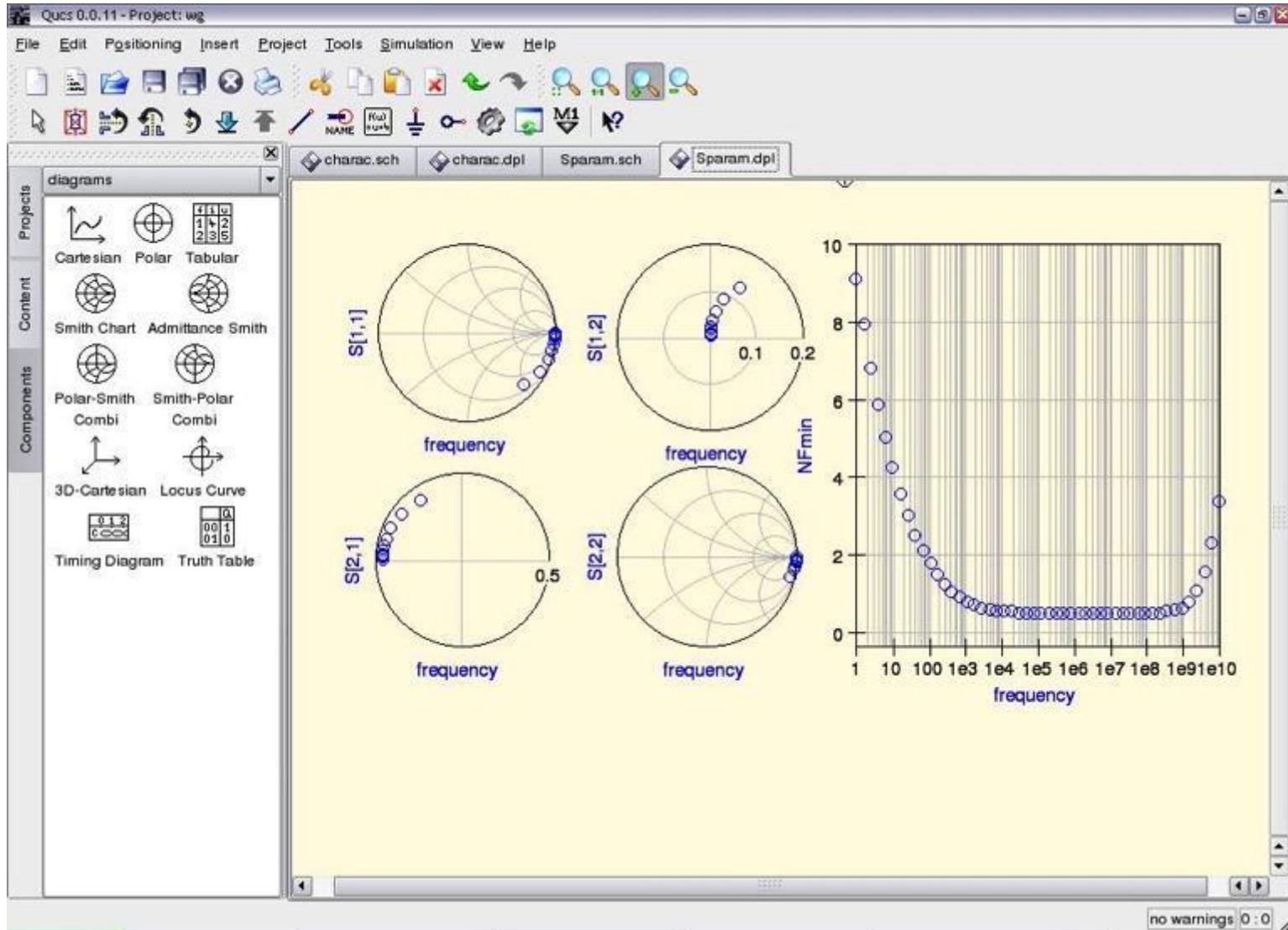
SW1
Sim=DC1
Type=lin
Param=Vce
Start=0
Stop=3
Points=30

SW2
Sim=SW1
Type=lin
Param=Vbe
Start=0.6
Stop=1
Points=11

no warnings 0 : 0

Quite Universal Circuit Simulator: qucs.sourceforge.net

QUCS: HiCUM S-Parameters



Quite Universal Circuit Simulator: qucs.sourceforge.net

NGSpice & ADMS

Ngspice uses ADMS for Verilog-A modeling:

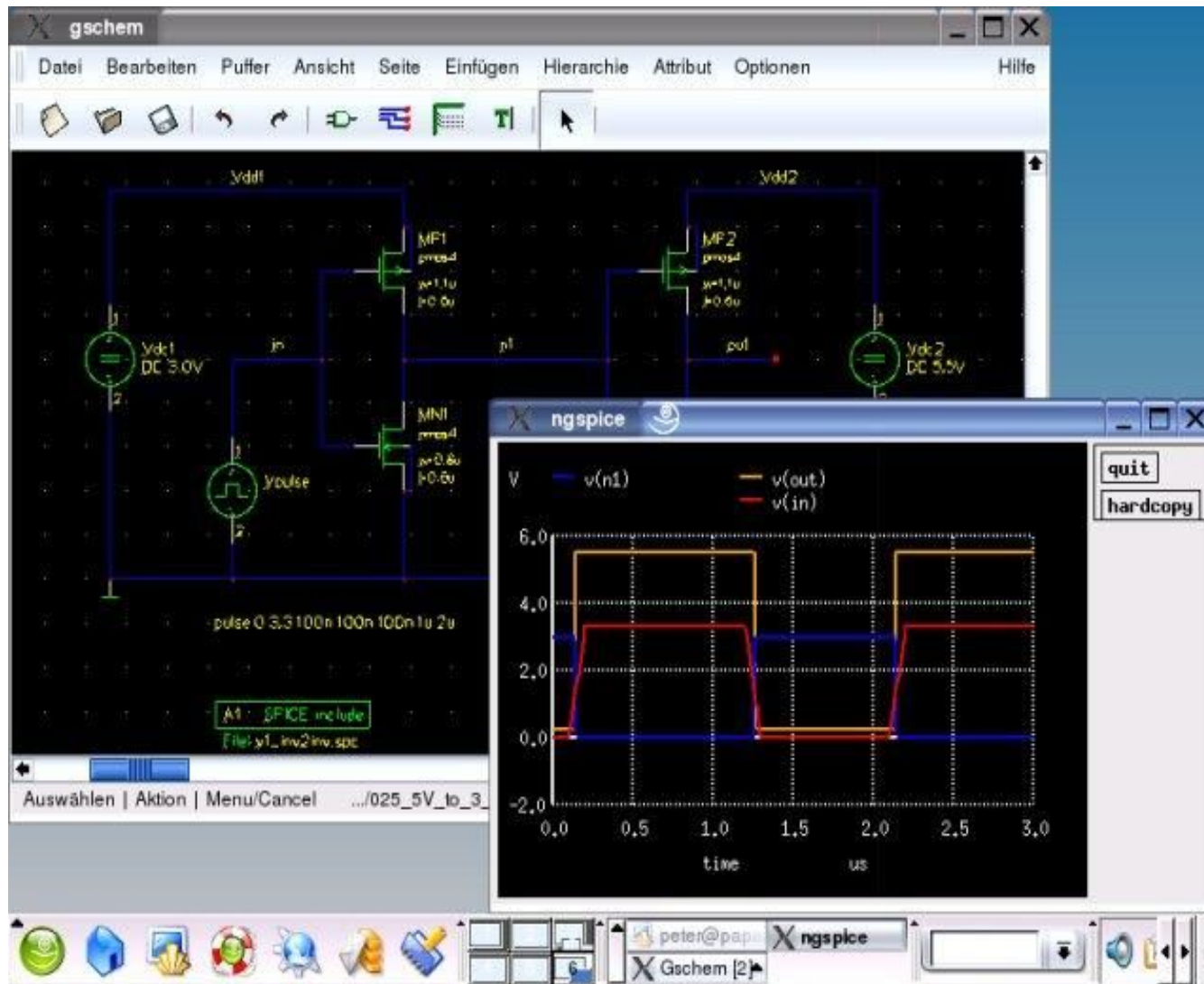
ADMS is a code generator that converts electrical models written in Verilog-A into C code conforming to the API of spice simulators. The generated code will then be compiled into the simulator executable and the new device is ready for simulation.

ADMS is not (yet) included into NGSpice and must be downloaded separately.

- ADMS templates are used to translate Verilog-A code and fill with the appropriate code NGSpice model structure.
 - There exist a template file for each file to be created.
 - Spice noise analysis is not (yet) supported.
 - There exist a “special” template file needed to generate the Makefile.am needed by NGSpice to build C code from XML and this file is processed first
-
- <http://ngspice.sourceforge.net/admshowto.html>
 - <http://ngspice.sourceforge.net/adms2/adms-svn-ngspice-src.zip>

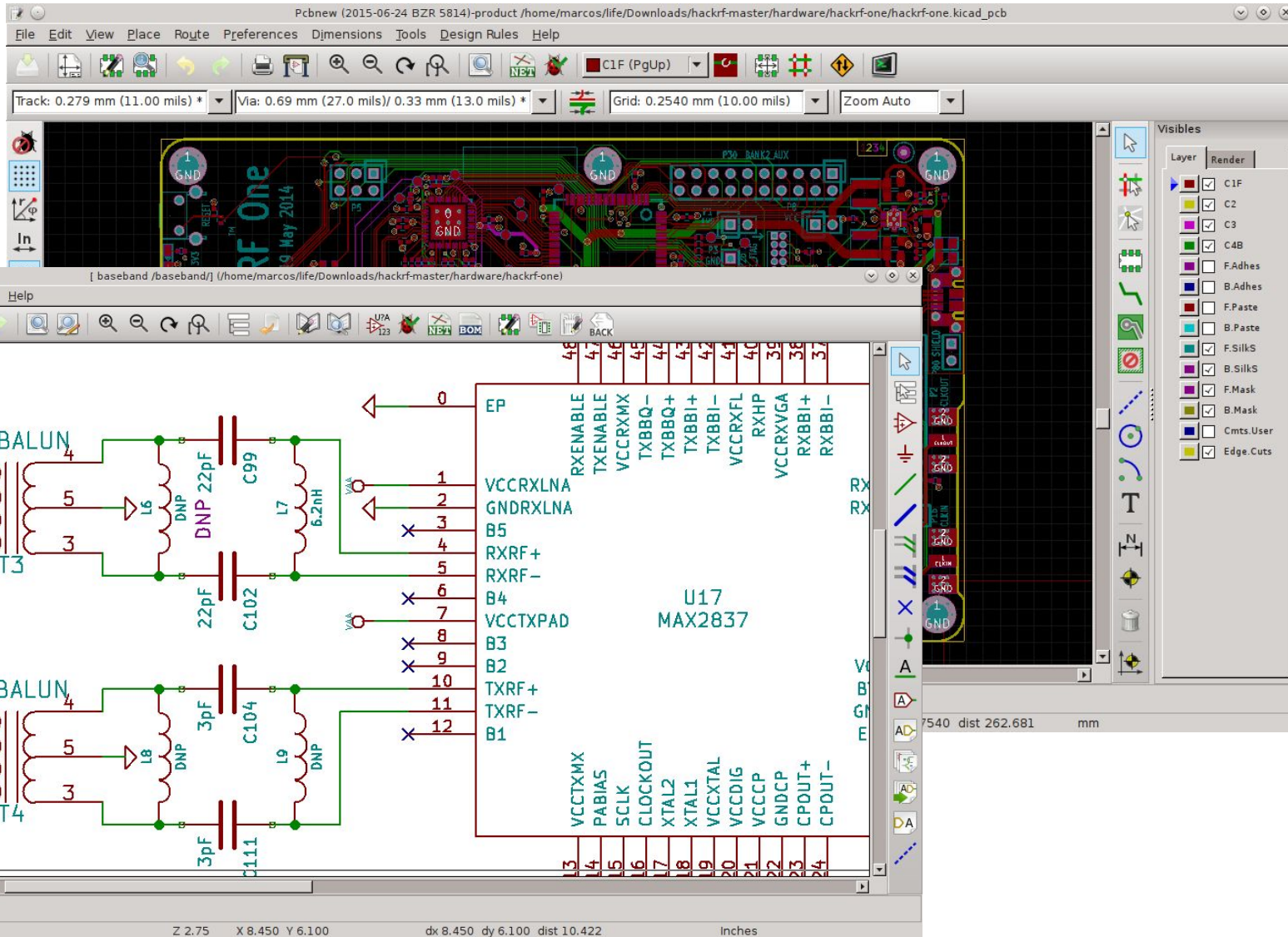


NGSpice & ADMS



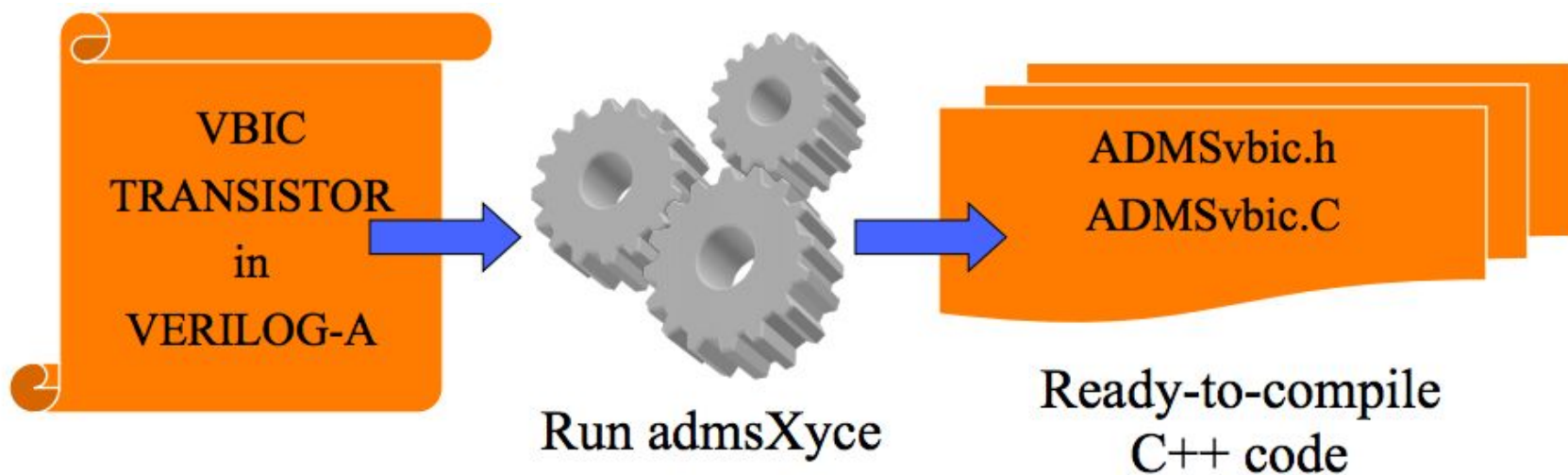
<http://ngspice.sourceforge.net/>

ngspice and KiCAD



Xyce & ADMS

- Verilog-A interface, via ADMS model compiler
 - VBIC, Mextram, EKV, HiCUM, etc.
- Verilog-A: industry standard format for new models
- ADMS translates Verilog-A to compilable C/C++ code;
- API automatically handles data structures, matrices, tedious details.



<https://xyce.sandia.gov/>

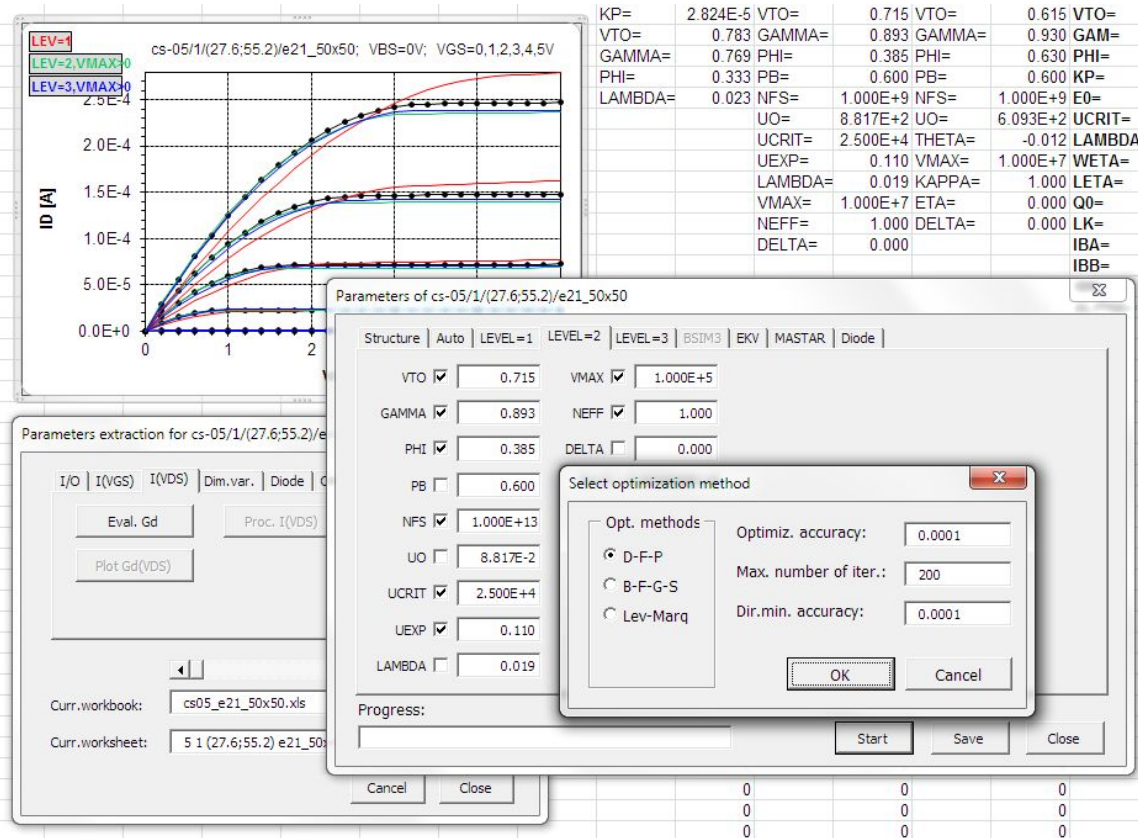
Gnucap: GNU Circuit Analysis Package

- Gnucap is a modern post-spice circuit simulator with several advantages over Spice derivatives.
- Additional Gnucap GIT repositories:
 - ADMS model compiler
 - Device models
 - Gnucap-modelgen Verilog model compiler



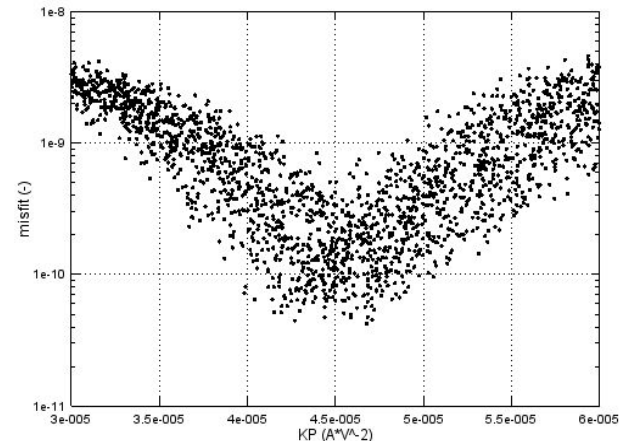
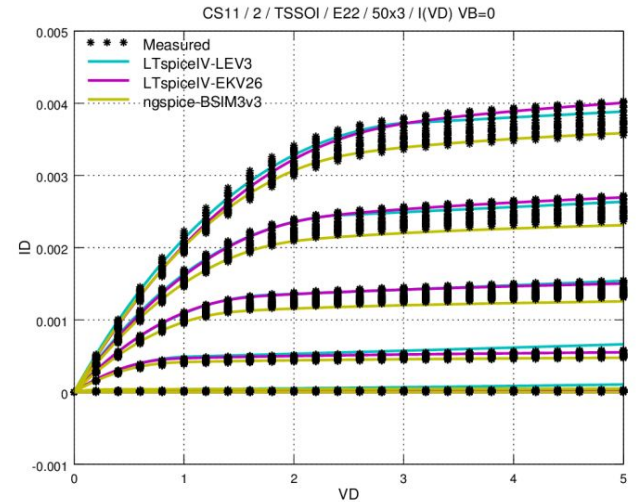
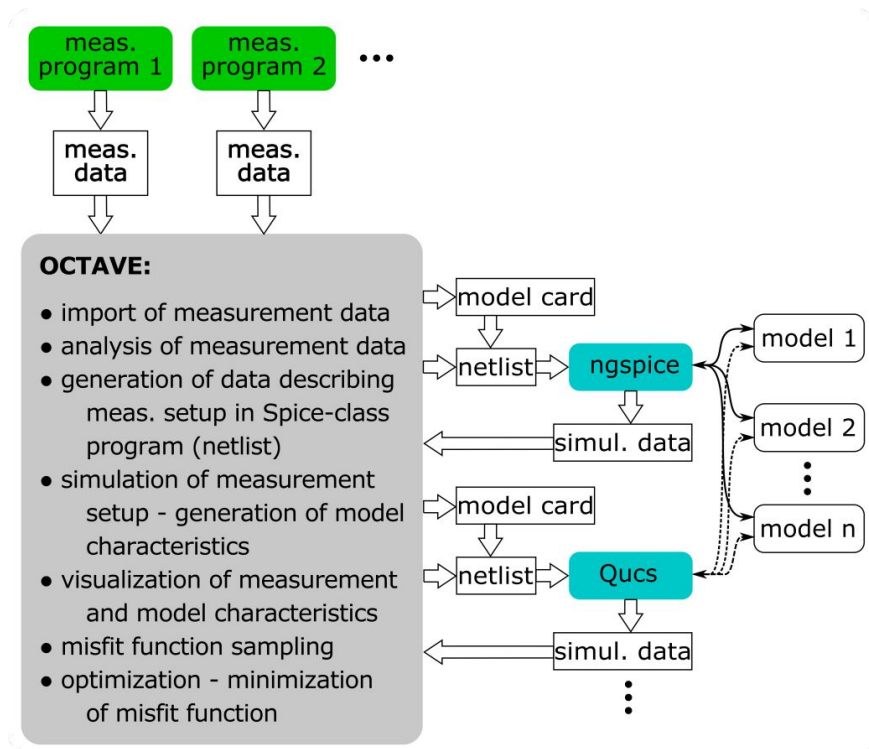
MS Excel VBA Parameter Extraction

- Local parameter extraction using MS Excel VBA optimization



[Ref] D. Tomaszewski, A. Kociubiński, J. Marczewski, K. Kucharski, K. Domański, P. Grabiec, "A Versatile Tool for Extraction of MOSFETs Parameters", Proc. 6th Y&D Symposium, 2003, Warsaw

OCTAVE for Parameter Extraction



[Ref] D. Tomaszewski, G. Głuszko, M. Brinson, V. Kuznetsov, W. Grabinski, "FOSS as an Efficient Tool for Extraction of MOSFET Compact Model Parameters", MIXDES'2016

PROFILE: Inverse Modeling Tool

The **PROFILE** [1] is a tool for inverse modeling of the semiconductor devices using 2D data and advanced optimization driver. All the files and its documentation is available at the official homepage of PROFILE:

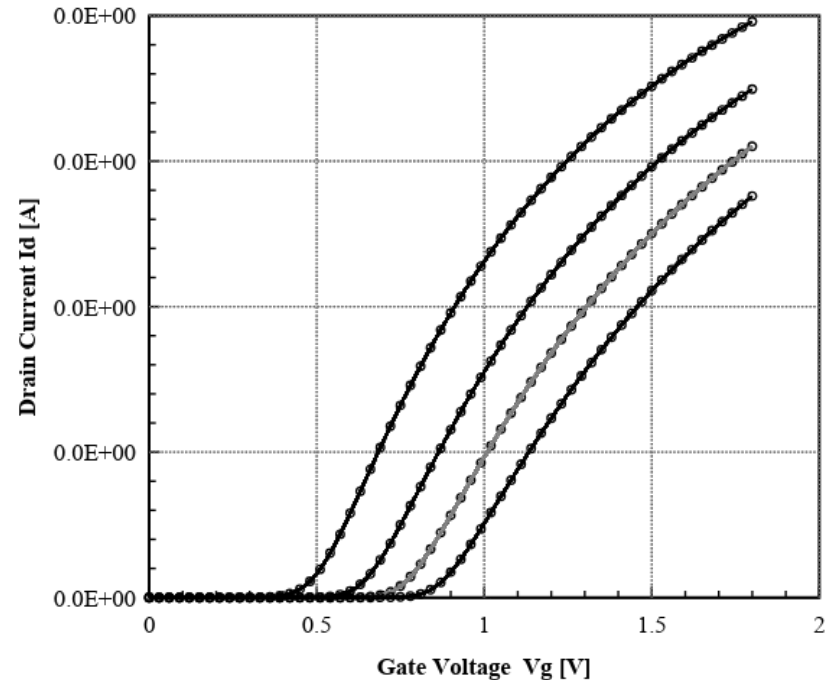
<http://profile.ewi.tudelft.nl/>

<http://sourceforge.net/projects/profile2d>

[REF] G.J.L. Ouwerling. Inverse modelling with the PROFILE optimization driver. NASECODE VI Software Forum, Dublin, July 1989.


PROFILE: Inverse Modeling Tool

```
: main.pro : main optimization loop
type v_m i_m i_s $
var real VTO UO KP $
: read measured IV data
get IdVg.dat v_m i_m $
: set LEVEL3 parameters
VTO = 1.0
UO = 425
KP = 2E-4
: Constrain specifications
constrain VTO 0.1 2
constrain UO 100 500
constrain KP 0.1E-4 1E-3
setlm deltapr 0.01
: call external non-linear model
setext call ~/bin/profile ngspice.pro >
ngspice.log
setlm talk 2
setlm itermax 15
: levmar fits a non-linear model to
measurement data.
levmar pro i_m v_m i_s VTO KP | UO $
```

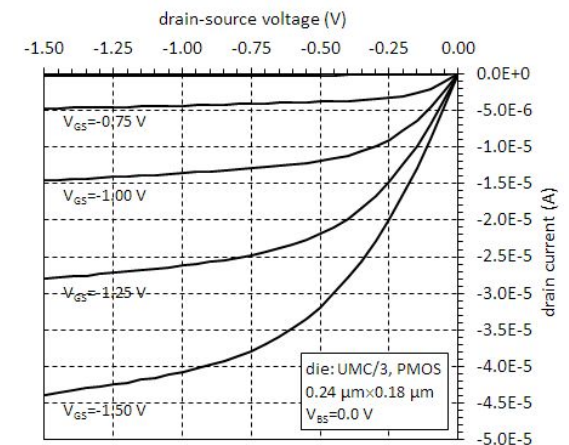
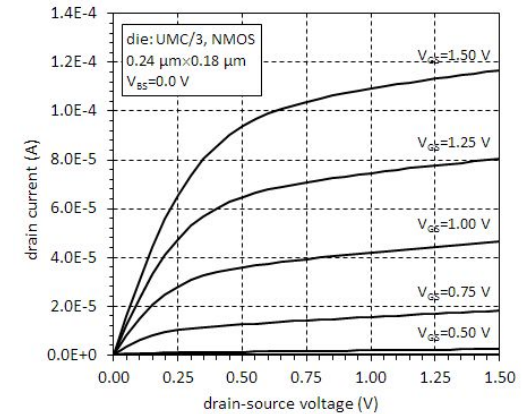


Transfer MOSFET IV characteristic
after VTO, UO, KP extraction
(\circ :measured, - :simulated)

FOSS EKV2.6 UMC 180nm Validation



Free Silicon EKV2.6 Test Chip
in UMC 180nm



Output characteristics
n- and p-mos 0.24x0.18 μm

FOSS Modeling/Simulation Flow



- Cogenda TCAD
- DevSim TCAD
- *Other EM Simulators*

- Spice/Verilog-A Modeling Platform
 - ADMS
 - MAPP
 - VALint
- *measurements*
- *parameterization*
- *other*

- Ngspice
- Qucs
- Xyce
- GnuCap
- *other*

FOSS TCAD/EDA tools for semiconductor device modeling

Technology - Devices - IC Design

SUMMARY (open topics)

- Process TCAD Simulation
 - Interoperability:
Data Exchange Formats
- Compact/SPICE Modeling
 - **Verilog-A Standardization**
 - **Simulated/Measured Data Exchange**
- Analog/RF IC Design
 - Interoperability:
Netlist/Schematic Exchange Formats



2019 MOS-AK Events

- ❑ FOSDEM CAD/EDA DevRoom
with ngspice and GnuCap talks
Feb.3, 2019, ULB Solbosch, Brussels (B)
- ❑ 1st **MOS-AK** at LAEDC
Feb. 25-28 2019 Armenia (CO)
- ❑ 2nd **MOS-AK** India Conference
Feb. 25-27, 2019, IIT Hyderabad (IN)
- ❑ 4rd Sino **MOS-AK** Workshop
June 20-23, 2019, UECST Chengdu (CN)
- ❑ MIXDES Special CM Session
June 27-29, 2019, Rzeszow (PL)
- ❑ 17th **MOS-AK** at ESSDERC/ESSCIRC
Joint ESSDERC/ESSCIRC Tutorial
ESSDERC TPC Track 4: Compact Modeling
September 23-26, 2019, AHG Krakow (PL)